





# RULES FOR USE OF IPAD

- Do not attach to your home computer
- Only use the provide cable and plug to charge the iPad
- Do not add apps
- Do not delete apps
- Do not add music
- Do not change the lock screen with your name on it
- You may change the home screen and modify the wallpaper
- Do not try to repair the iPad if something is wrong




# CARE OF THE IPAD

- Do not leave it unattended
- Do not leave it in the car particularly on warm days
- Keep the iPad in its protective case
- Take care not to bump the iPad
- If there is a problem with iPad—forms in advisory
- Take the iPad to the MMS Main Office




# SCREEN CARE OF THE IPAD

- Screens are the most vulnerable part of iPad
- Limit the amount of pressure on the iPad
- Do not lean on the iPad
- Do not put anything near or on the iPad that could cause pressure on the iPad
- Clean the screen with a soft, dry cloth, or anti-static cloth
- Do not try to clean with any liquid including water
- Use of harsh chemicals **WILL** damage the screen




# WHAT IF THE IPAD IS MISSING OR YOU THINK IT GOT STOLEN?

- Report to MMS Main Office
- File a police report with the Dennis or Yarmouth Police
- Label on the back if removed has a tattoo etched with  
*Stolen Property 1-800-488-STOP*




# STUDENT EXPECTATION FOR IPAD USE

- Bring the iPad to school every day fully charged
- The iPad is DYRSD property as well as you email and other network accounts use them all appropriately– DYRSD has the right to inspect your iPad, email, and network accounts
- Respect your iPad
- Notify teacher/school if the iPad is broken or not working properly
- Return the iPad and its accessories at the end of the school year




# PARENT EXPECTATION FOR IPAD USE

- Supervise student use of the iPad at home
- Help your child to remember to charge the iPad and bring it to school everyday
- Report any problems with the iPad to the school
- Talk to your child about appropriate use of the Internet as you do on the use of all media such as television, movies, telephones, and social networking



# WHAT KIND OF APPS ARE ON THE IPAD?

- Presentation
- Digital Imaging
- Drawing
- Graphic Organizers
- Notetaking
- Word processing
- Scanning
- Math apps (both drill and manipulative)
- Screencasting
- ePub Creation





Next up---

Meet your iPad

