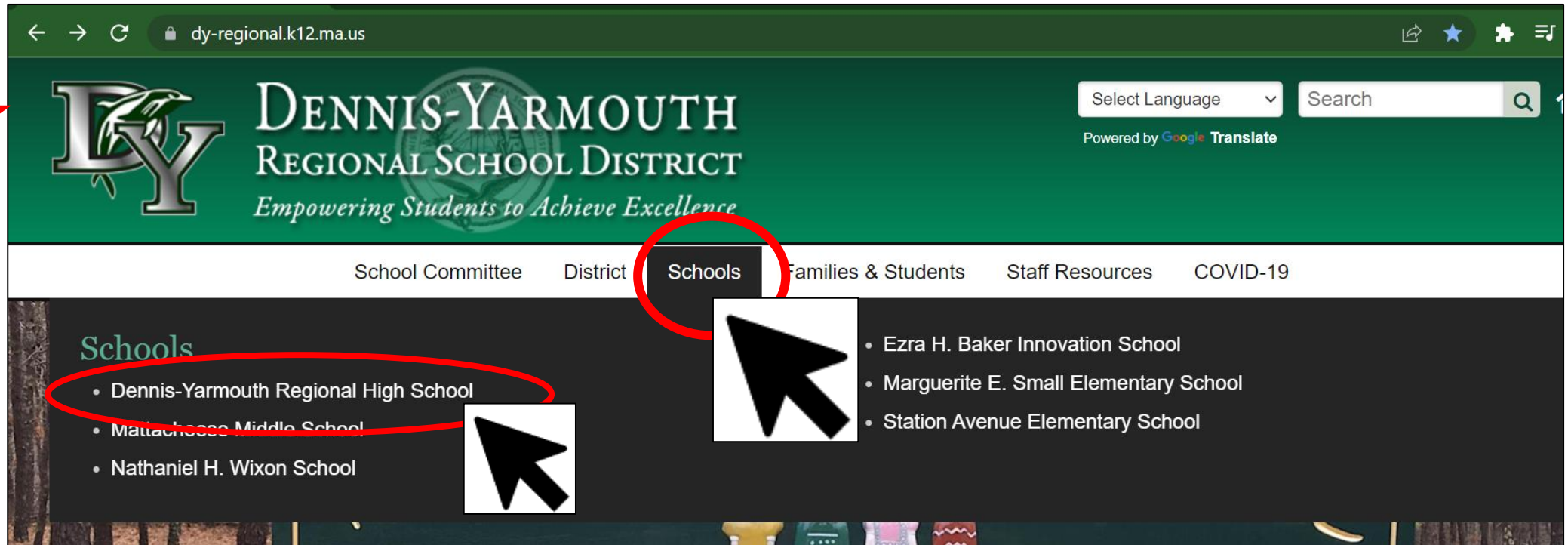



Access to “PlusPortals” (grades, schedules, etc.)

District website:

- www.dy-regional.k12.ma.us



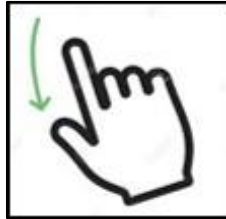


Tabs:

- Schools
- Dennis-Yarmouth Regional High School

High School homepage:

- scroll down
- DYRHS Quick Links
- PlusPortals



scroll down

A screenshot of the "DYRHS Quick Links" section. It features a grid of buttons for various services: "Dolphin Pages", "Staff Directory", "Nurse", "Library Media Center", "Guidance", "Clever Login", "PlusPortals", and "Class Pages". The "PlusPortals" button is circled in red. A yellow star is placed over the "DYRHS Quick Links" header.

February						
S	M	T	W	T	F	S
		1	2	3	4	5
6	7	8	9	10	11	12
13	14	15	16	17	18	19
20	21	22	23	24	25	26
27	28					

School Committee Meeting
February 28, 2022 - 6:30pm

Parent Teacher Conferences
March 8, 2022 (All day)

Parent Teacher Conferences
March 10, 2022 (All day)

DY Advantage

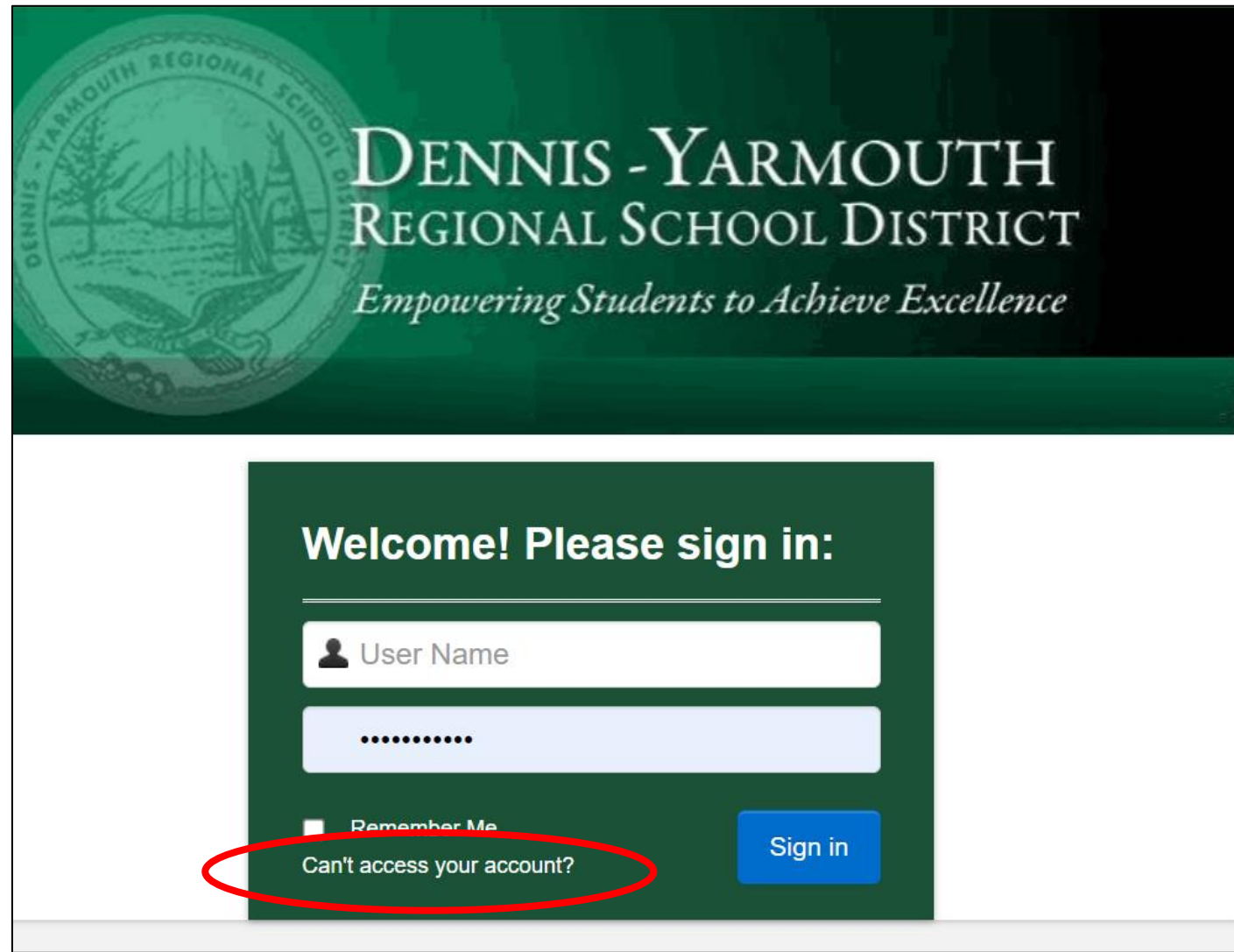
DY Schools Video 4

“Sign in” page:

User Name:

- your school email address:
____@dy-regional.k12.ma.us

Password


The image shows the sign-in page for the Dennis-Yarmouth Regional School District. At the top, there is a green banner with the district's seal on the left and the text "DENNIS-YARMOUTH REGIONAL SCHOOL DISTRICT" and "Empowering Students to Achieve Excellence" on the right. Below the banner is a dark green sign-in box. Inside the box, the text "Welcome! Please sign in:" is at the top. Below this are two input fields: the first is labeled "User Name" with a person icon, and the second is a password field with dots. Below the password field is a "Remember Me" checkbox. At the bottom left of the sign-in box is a link that says "Can't access your account?", which is circled in red. At the bottom right is a blue "Sign in" button.

Forgot password?

- use “*Can't access your account?*”

Overview tab:

- Marking Period
- class list
- **current averages**
(today)
- attendance



A screenshot of a student's profile page in a learning management system. The page has a header with a student's photo and name. Below the header is a navigation bar with tabs: 'Overview' (circled in red), 'Classroom', and 'School'. The main content area has a green bar with 'Progress: THIRD MARKING PERIOD' (marked with a yellow star), a print icon, a share icon, and a 'Recent Scores' button. Below this is a table with columns for 'Name', 'Score', and 'Grade'. The table contains several rows of student names and scores. At the bottom, there is a green bar with 'Attendance Totals' (marked with a yellow star) and a share icon.

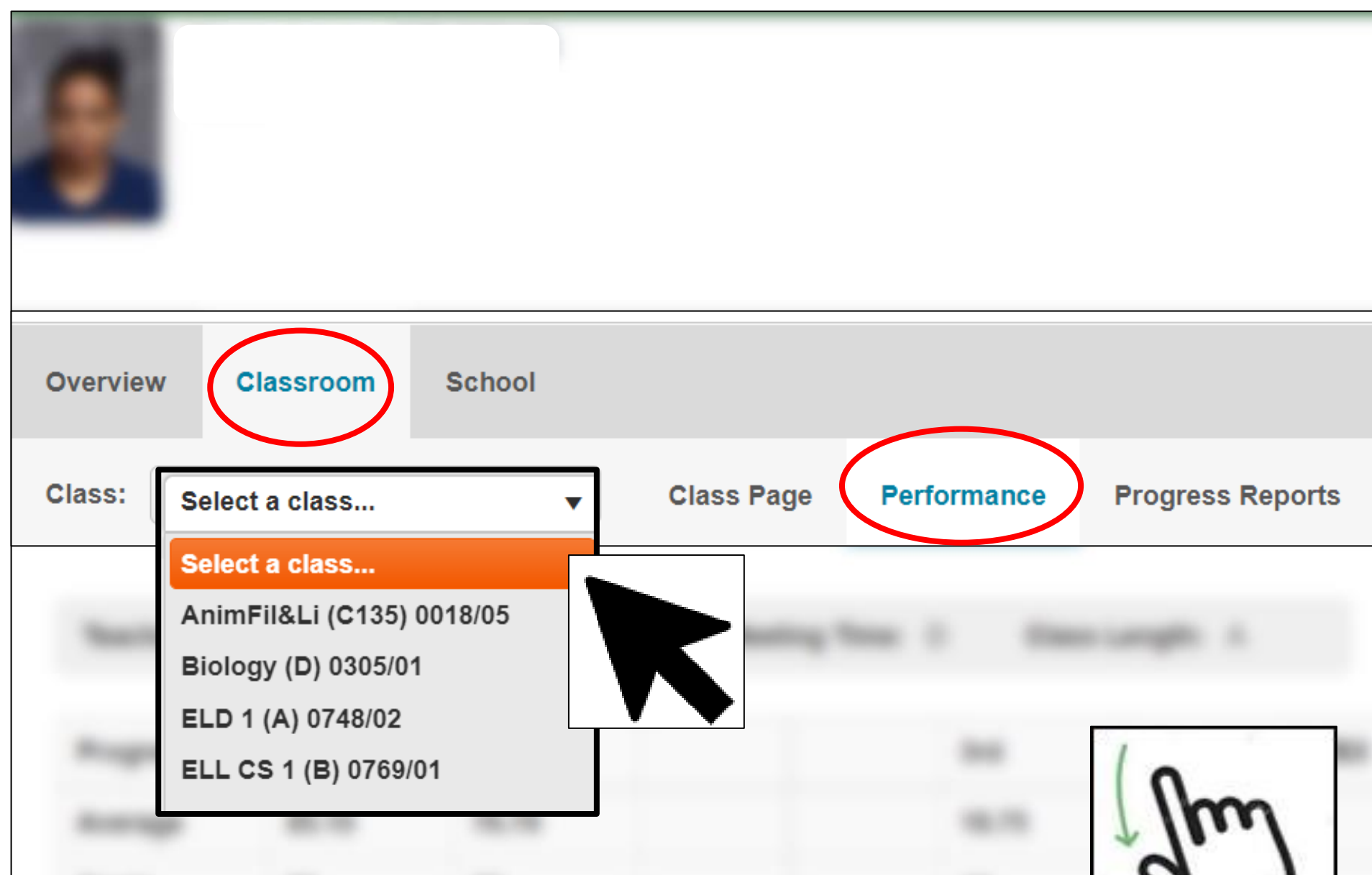
Classroom tab:

- Select a class


Select tab:

- **Performance**

- scroll down



scroll down



Scores for individual class assignments and grades:

Biology (0305/01) Scores

↓ Marking Period X


	Title	Description	Category	Date	Score	Possible Points	Average	Note

1234567▶▶

10 ▼

Activity Scores per page

Displaying 1 - 10 of 70






scroll down

Report Card grades:

Tabs:

- School
- Report Card





Overview

Classroom

School

Schedule

Report Card

Attendance

Demographics

Print Preview

Report Card


	9th	10th	11th	12th	13th	14th	15th	16th	17th	18th
Mathematics	A	B	C	D	E	F	G	H	I	J
Science	A	B	C	D	E	F	G	H	I	J
History	A	B	C	D	E	F	G	H	I	J
English	A	B	C	D	E	F	G	H	I	J
Physical Education	A	B	C	D	E	F	G	H	I	J

Schedule:



Tabs:

- **School**
- **Schedule**



Overview

Classroom

School

Schedule

Report Card

Attendance

Demographics

Time	Mon	Tues	Wed	Thurs	Fri
7:22-8:52					
8:57-10:01					
10:06-11:11					