



2017 Massachusetts District Report Card Overview

DENNIS-YARMOUTH PUBLIC SCHOOL DISTRICT (06450000)

Carol A Woodbury, Superintendent
296 Station Avenue , South Yarmouth, MA 02664

Phone: 508.398.7600
Website: <http://www.dy-regional.k12.ma.us>

Report cards help parents/guardians and the general public see where schools and districts are succeeding and where there is still work to do. This report card overview answers important questions about our district's performance. For the full report card containing additional data contact the district or visit the Massachusetts Department of Elementary and Secondary Education's website at <http://profiles.doe.mass.edu>. For more information about report card data, visit <http://profiles.doe.mass.edu/help/data.aspx>.

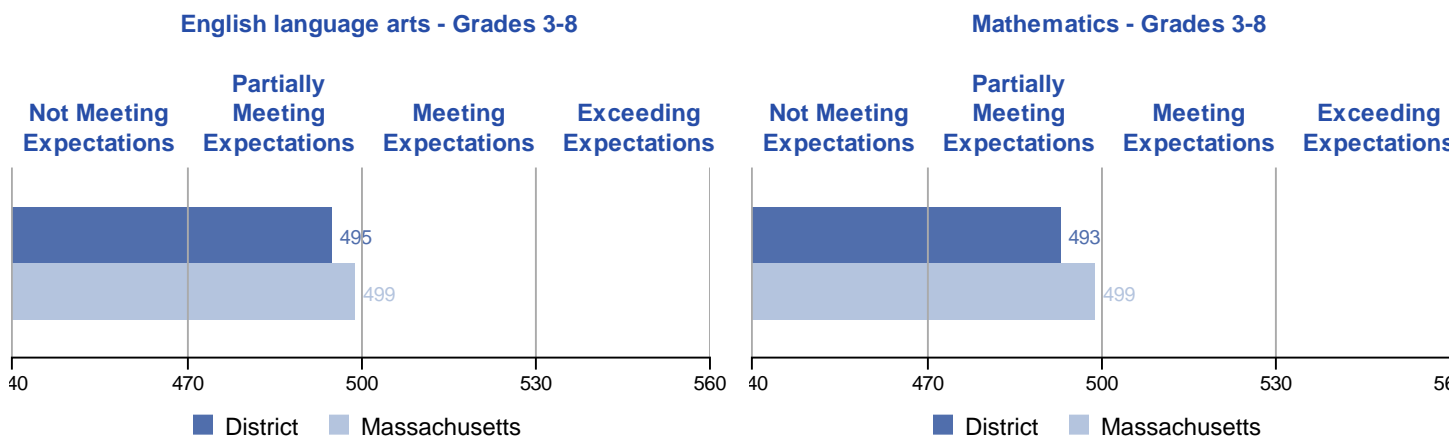
How is our district doing overall?

<p style="text-align: center;">Accountability & assistance levels</p> <div style="border: 2px solid black; padding: 5px; text-align: center; width: fit-content; margin: 0 auto;"> <p>No level</p> </div> <p>Students in grades 3-8 participated in 2017 Next Generation MCAS tests</p> <p>Most schools are assigned a level from 1-5, with those meeting their proficiency gap-narrowing goals in Level 1 and the lowest performing in Levels 4 and 5. A district is typically assigned a level based on the level of its lowest performing school. Placing schools and districts into levels helps districts know which schools need more support, and helps the state know which districts need the most assistance. More information is available here: http://www.mass.gov/ese/accountability.</p>	<p style="text-align: center;">Overall progress in narrowing gaps</p> <p>Massachusetts aims to reduce proficiency gaps by half betw 2011 and 2017.</p> <ul style="list-style-type: none"> All students - High needs students - Economically disadvantaged - Students with disabilities - English language learners & former ELLs -
--	---

<p>District determination of need for special education technical assistance or intervention</p> <div style="background-color: yellow; padding: 10px; text-align: center; margin: 10px auto; width: 80%;"> <p>Needs Technical Assistance (NTA)</p> </div> <p>Districts, including single school districts, are assigned a determination of need for special education technical assistance or intervention. These determinations, which are typically based on the district's accountability and assistance level, range from <i>Meets Requirements - Provisional</i> (districts with insufficient data) to <i>Needs Substantial Intervention</i> (Level 5 districts). The determination, which also incorporates compliance measures, helps to identify whether the Department will require districts to take additional actions to support improved outcomes for all children, especially students with disabilities.</p>


How does our district's achievement over time compare to the state?

Next Generation MCAS (Average Scaled Score)




Legacy MCAS (CPI)

The Composite Performance Index (CPI) is a number from 1-100 that represents the extent to which all students are progressing toward proficiency in a given subject. When all students demonstrate proficiency on MCAS and/or PARCC tests, the CPI will be 100. Our district CPIs for 2014-2017 are below.



How does our district's growth compare to the state?

Student Growth Percentiles (SGPs) measure gains in student achievement from year to year. SGPs between 40 and 60 represent model growth. Our district's median SGPs for 2017 are below. (Note: Growth values are truncated.)



How does our district's enrollment compare to the state?

Total enrollment	Our district		Massachusetts	
	#	%	#	%
	3,024		953,748	
By high needs population	Our district		Massachusetts	
	#	%	#	%
	Economically disadvantaged students	1,199 39.6	288,465 30.2	
	Students with disabilities	564 18.4	167,530 17.4	
English language learners	249 8.2	90,204 9.5		

How do our district's teachers and classrooms compare to the state?

General information	Our district	Massachusetts
Teachers (#)	291.0	72,090.0
Core academic classes taught by highly qualified teachers (%)	100.0	96.3
Average class size (#)	16.1	18.1
Student : teacher ratio	10.4 to 1	13.2 to 1

How is our district doing on other important measures?

Attendance

	Our district	Massachusetts
2017 Attendance rate (%)	93.8	94.6
2017 Average days absent per student (#)	10.3	9.3
2017 Chronic absenteeism rate (%)	17.1	13.5

Discipline

	Our district	Massachusetts
2017 In-school suspension rate (%)	0.7	1.7
2017 Out-of-school suspension rate (%)	1.3	2.8

High school completion

	Our district	Massachusetts
2015 5-year graduation rate (%)	83.9	89.4
2016 4-year graduation rate (%)	85.8	87.5
2016 annual dropout rate (%)	2.8	1.9
2015 graduates attending institutions of higher education* (%)	70.2	75.9
2017 12th graders taking 1+ Advanced Placement courses (%)	34.8	41.4
2017 Advanced Placement tests with scores of 3 or higher (%)	50.2	65.7
2017 SAT average score - Reading	-	-
2017 SAT average score - Writing	-	-
2017 SAT average score - Math	-	-
2016 MassCore** - Completing a rigorous course of study (%)	94.4	77.4

*Postsecondary enrollment data includes any student enrolling in an institution of higher education within 16 months of earning a high school diploma

**MassCore: 4 years of English & math, 3 years of history & lab-based science, 2 years of a foreign language, 1 year of arts & 5 additional "core" cour

What else should you know about our district?**What are our schools' accountability and assistance levels?**

School	School type	Student enrollment	Accountability assistance level
Ezra H Baker Innovation School	Elementary School	353	No level
Marguerite E Small Elementary	Elementary School	306	No level
Station Avenue Elementary	Elementary School	425	No level
N H Wixon Innovation School	Elementary School	514	No level
Mattacheese Middle School	Middle School	423	No level
Dennis-Yarmouth Regional High	Middle - High School or K - 12	1,003	No level

To view our district's full report card, visit <http://profiles.doe.mass.edu>. For more information about report card data, visit our [Profiles Help](#)

Published by the Massachusetts Department of Elementary and Secondary Education