

# Mattacheese Middle School

400 Higgins Crowell  
West Yarmouth, MA 02673-2512

M. Catherine Wollak, Principal

## 2008- 2009 School Report Card

As part of our compliance with the regulations of *No Child Left Behind* legislation, we have prepared this “report card” to provide you with detailed information about our school’s MCAS results, with an emphasis on student achievement.

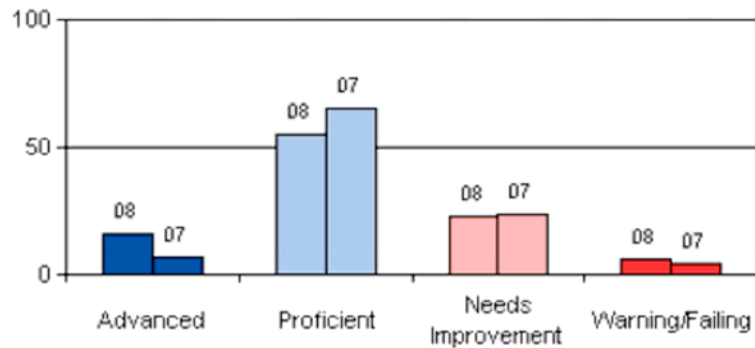
| Enrollment Data<br>2008- 2009 |        |          | MMS<br>2008 - 2009  |           |           | Professional Staff<br>With Masters/Masters+ Degrees<br>(%) |     |
|-------------------------------|--------|----------|---|-----------|-----------|--|-----|
| Selected Populations<br>(%)   | School | District | Educator Data   | School    | District  | District   |     |
| Limited English Proficient    | 2.8    | 4.0      | Total Number of Teachers  | 44.9      | 285.5     | Dennis-Yarmouth R. H. S.                                   | 74% |
| Low-Income                    | 38.5   | 34.8     | Percentage of Teachers Licensed<br>in Teaching  | 100.0     | 99.1      | Mattacheese Middle School                                  | 69% |
| Special Education             | 13.9   | 15.0     | Total Number of Classes in Core<br>Academic Areas                                     | 232       | 1,117     | N.H. Wixon Middle School                                   | 63% |
| White                         | 80.2   | 79.9     | Percentage of Core Academic<br>Classes Taught by Teachers Who<br>are Highly Qualified | 99.1      | 97.3      | M.E. Small Elementary                                      | 69% |
| Hispanic/Latino               | 8.1    | 7.4      |   |           |           |  |     |
| Male                          | 51.9   | 51.7     | Student/Teacher Ratio   | 12.1 to 1 | 12.1 to 1 | Station Avenue Elementary                                  | 66% |
| Female                        | 48.1   | 48.3     |   |           |           | L. C. MacArthur Elementary                                 | 75% |
| <b>Total Count</b>            | 545    | 3461     |   |           |           | E. H. Baker Elementary                                     | 80% |

Grades Offered: 06, 07, 08

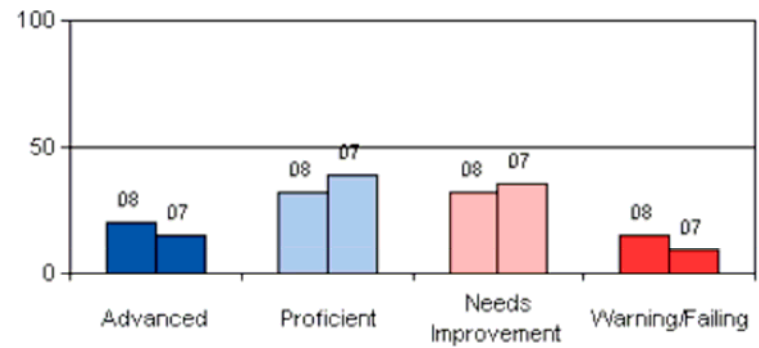
| Mattacheese Middle School<br>MMS Grade Level 6 - ENGLISH LANGUAGE ARTS |                   |               |                                   |    |    |    |      |
|--|-------------------|---------------|-----------------------------------|----|----|----|------|
| Student Group  | Students Included | AYP Particip. | % of Students at each Perf. Level |    |    |    | CPI  |
|  | #                 | %             | A                                 | P  | NI | W  |      |
| <b>All Students</b>  |                   |               |                                   |    |    |    |      |
| 2008   | 183               | 99            | 16                                | 55 | 23 | 6  | 87.0 |
| 2007   | 181               | 100           | 7                                 | 65 | 24 | 4  | 89.1 |
| <b>State Figures</b>   |                   |               |                                   |    |    |    |      |
| 2008   | 71575             | 99            | 15                                | 52 | 24 | 8  | 86.2 |
| 2007   | 72887             | 100           | 9                                 | 58 | 25 | 7  | 86.4 |
| <b>AYP Subgroups</b>   |                   |               |                                   |    |    |    |      |
| Stud. w/Disabilities   | 32                | 94            | 0                                 | 34 | 41 | 25 | 64.8 |
| LEP/FLEP   | 12                | 100           | 8                                 | 33 | 50 | 8  | 72.9 |
| Low-Income   | 64                | 98            | 5                                 | 53 | 33 | 9  | 82.0 |
|  | 153               | 99            | 16                                | 55 | 23 | 6  | 87.3 |
| <b>Other Subgroups</b>   |                   |               |                                   |    |    |    |      |
| Male   | 102               | 99            | 8                                 | 58 | 26 | 8  | 84.6 |
| Female   | 81                | 99            | 26                                | 51 | 20 | 4  | 90.1 |

| Mattacheese Middle School<br>Grade Level 6 - MATHEMATICS |                   |               |                                   |    |    |    |      |
|--|-------------------|---------------|-----------------------------------|----|----|----|------|
| Student Group  | Students Included | AYP Particip. | % of Students at each Perf. Level |    |    |    | CPI  |
|  | #                 | %             | A                                 | P  | NI | W  |      |
| <b>All Students</b>                                      |                   |               |                                   |    |    |    |      |
| 2008   | 183               | 99            | 20                                | 32 | 32 | 15 | 76.9 |
| 2007   | 180               | 100           | 15                                | 39 | 36 | 9  | 80.1 |
| <b>State Figures</b>                                     |                   |               |                                   |    |    |    |      |
| 2008   | 71679             | 100           | 23                                | 33 | 26 | 18 | 77.6 |
| 2007   | 72889             | 100           | 20                                | 32 | 28 | 20 | 75.5 |
| <b>AYP Subgroups</b>                                     |                   |               |                                   |    |    |    |      |
| Stud. w/Disabilities                                     | 32                | 97            | 3                                 | 6  | 47 | 44 | 48.4 |
| LEP/FLEP   | 12                | 100           | 8                                 | 8  | 42 | 42 | 52.1 |
| Low-Income   | 63                | 98            | 16                                | 22 | 37 | 25 | 67.9 |
| White  | 153               | 99            | 21                                | 35 | 31 | 12 | 79.2 |
| <b>Other Subgroups</b>                                   |                   |               |                                   |    |    |    |      |
| Male   | 103               | 100           | 14                                | 34 | 34 | 18 | 73.8 |
| Female   | 80                | 99            | 29                                | 30 | 30 | 11 | 80.9 |

GRADE LEVEL 6 - ENGLISH LANGUAGE ARTS  
PERCENTAGE OF STUDENTS BY PERFORMANCE LEVEL



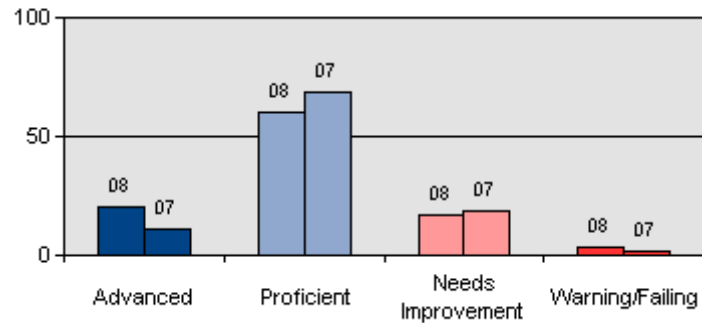
GRADE LEVEL 6 - MATHEMATICS  
PERCENTAGE OF STUDENTS BY PERFORMANCE LEVEL



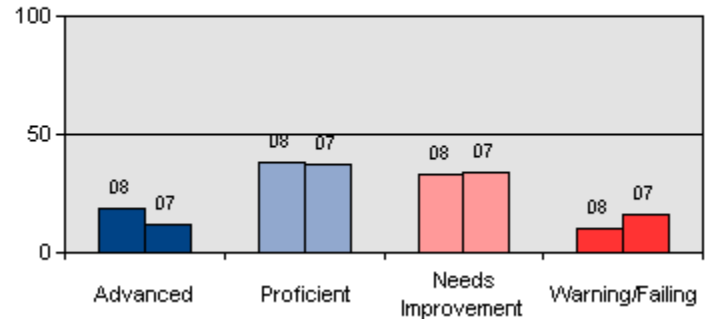
| Mattacheese Middle School<br>Grade Level 7- English Language Arts |                   |               |                                   |    |    |    |      |
|---|-------------------|---------------|-----------------------------------|----|----|----|------|
| Student Group   | Students Included | AYP Particip. | % of Students at each Perf. Level |    |    |    | CPI  |
|   | #                 | %             | A                                 | P  | NI | W  |      |
| <b>All Students</b>   |                   |               |                                   |    |    |    |      |
| 2008  | 174               | 99            | 20                                | 60 | 17 | 3  | 91.8 |
| 2007  | 187               | 98            | 11                                | 69 | 19 | 2  | 92.5 |
| <b>State Figures</b>  |                   |               |                                   |    |    |    |      |
| 2008  | 72799             | 99            | 12                                | 57 | 23 | 8  | 87.3 |
| 2007  | 73577             | 100           | 9                                 | 60 | 23 | 8  | 86.9 |
| <b>AYP Subgroups</b>  |                   |               |                                   |    |    |    |      |
| Stud. w/Disabilities  | 21                | 100           | 0                                 | 43 | 38 | 19 | 70.2 |
| LEP/FLEP  | 8                 | -             | -                                 | -  | -  | -  | -    |
| Low-Income  | 67                | 100           | 13                                | 55 | 25 | 6  | 86.6 |
| White   | 139               | 99            | 23                                | 58 | 17 | 3  | 92.1 |
| <b>Other Subgroups</b>  |                   |               |                                   |    |    |    |      |
| Male  | 88                | 99            | 14                                | 56 | 26 | 5  | 86.9 |
| Female  | 86                | 100           | 27                                | 64 | 8  | 1  | 96.8 |

| Mattacheese Middle School<br>Grade Level 7 – Mathematics |                   |               |                                   |    |    |    |      |
|--|-------------------|---------------|-----------------------------------|----|----|----|------|
| Student Group  | Students Included | AYP Particip. | % of Students at each Perf. Level |    |    |    | CPI  |
|  | #                 | %             | A                                 | P  | NI | W  |      |
| <b>All Students</b>                                      |                   |               |                                   |    |    |    |      |
| 2008   | 174               | 100           | 19                                | 38 | 33 | 10 | 80.5 |
| 2007   | 188               | 100           | 12                                | 37 | 34 | 16 | 74.6 |
| <b>State Figures</b>                                     |                   |               |                                   |    |    |    |      |
| 2008   | 73169             | 99            | 15                                | 32 | 29 | 24 | 71.8 |
| 2007   | 73592             | 100           | 15                                | 31 | 30 | 24 | 70.4 |
| <b>AYP Subgroups</b>                                     |                   |               |                                   |    |    |    |      |
| Stud. w/Disabilities                                     | 21                | 100           | 5                                 | 5  | 48 | 43 | 50.0 |
| LEP/FLEP   | 8                 | -             | -                                 | -  | -  | -  | -    |
| Low-Income   | 66                | 100           | 20                                | 29 | 35 | 17 | 75.8 |
| White  |                   |               |                                   |    |    |    |      |
| <b>Other Subgroups</b>                                   |                   |               |                                   |    |    |    |      |
| Male   | 88                | 100           | 17                                | 41 | 31 | 11 | 80.4 |
| Female   | 86                | 100           | 21                                | 35 | 35 | 9  | 80.5 |

**GRADE LEVEL 7 - ENGLISH LANGUAGE ARTS  
PERCENTAGE OF STUDENTS BY PERFORMANCE LEVEL**



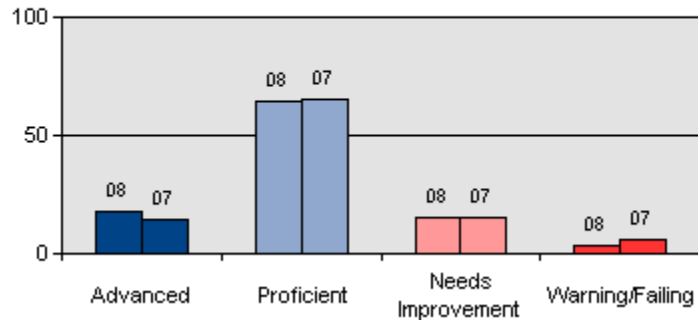
**GRADE LEVEL 7 - MATHEMATICS  
PERCENTAGE OF STUDENTS BY PERFORMANCE LEVEL**



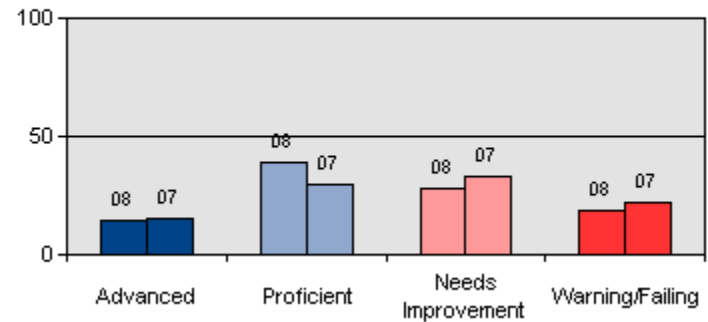
| Mattacheese Middle School<br>Grade Level 8 - English Language Arts |                   |               |                                   |    |    |    |      |
|--|-------------------|---------------|-----------------------------------|----|----|----|------|
| Student Group  | Students Included | AYP Particip. | % of Students at each Perf. Level |    |    |    | CPI  |
|  | #                 | %             | A                                 | P  | NI | W  |      |
| <b>All Students</b>  |                   |               |                                   |    |    |    |      |
| 2008   | 185               | 99            | 18                                | 64 | 15 | 3  | 92.2 |
| 2007   | 211               | 100           | 14                                | 65 | 15 | 6  | 89.9 |
| <b>State Figures</b>   |                   |               |                                   |    |    |    |      |
| 2008   | 73268             | 99            | 12                                | 63 | 18 | 7  | 89.3 |
| 2007   | 74433             | 100           | 12                                | 63 | 18 | 6  | 89.5 |
| <b>AYP Subgroups</b>   |                   |               |                                   |    |    |    |      |
| Stud. w/Disabilities   | 30                | 100           | 0                                 | 37 | 47 | 17 | 68.3 |
| LEP/FLEP   | 7                 | -             | -                                 | -  | -  | -  | -    |
| Low-Income   | 67                | 99            | 12                                | 64 | 18 | 6  | 88.4 |
| White  | 145               | 99            | 18                                | 64 | 16 | 2  | 93.1 |
| <b>Other Subgroups</b>   |                   |               |                                   |    |    |    |      |
| Male   | 100               | 98            | 10                                | 67 | 18 | 5  | 89.8 |
| Female   | 85                | 100           | 27                                | 60 | 12 | 1  | 95.0 |

| Mattacheese Middle School<br>Grade Level 8 - Mathematics |                   |               |                                   |    |    |    |      |
|--|-------------------|---------------|-----------------------------------|----|----|----|------|
| Student Group  | Students Included | AYP Particip. | % of Students at each Perf. Level |    |    |    | CPI  |
|  | #                 | %             | A                                 | P  | NI | W  |      |
| <b>All Students</b>                                      |                   |               |                                   |    |    |    |      |
| 2008   | 186               | 99            | 14                                | 39 | 28 | 19 | 74.1 |
| 2007   | 211               | 100           | 15                                | 30 | 33 | 22 | 71.2 |
| <b>State Figures</b>                                     |                   |               |                                   |    |    |    |      |
| 2008   | 73365             | 99            | 19                                | 30 | 27 | 24 | 72.0 |
| 2007   | 74319             | 100           | 17                                | 28 | 30 | 25 | 70.2 |
| <b>AYP Subgroups</b>                                     |                   |               |                                   |    |    |    |      |
| Stud. w/Disabilities                                     | 30                | 100           | 0                                 | 13 | 30 | 57 | 43.3 |
| LEP/FLEP   | 7                 | -             | -                                 | -  | -  | -  | -    |
| Low-Income   | 67                | 99            | 12                                | 30 | 31 | 27 | 67.5 |
| White  | 147               | 100           | 15                                | 39 | 29 | 17 | 75.9 |
| <b>Other Subgroups</b>                                   |                   |               |                                   |    |    |    |      |
| Male   | 101               | 99            | 11                                | 43 | 30 | 17 | 75.0 |
| Female   | 85                | 100           | 18                                | 34 | 26 | 22 | 72.9 |

**GRADE LEVEL 8 - ENGLISH LANGUAGE ARTS  
PERCENTAGE OF STUDENTS BY PERFORMANCE LEVEL**



**GRADE LEVEL 8 - MATHEMATICS  
PERCENTAGE OF STUDENTS BY PERFORMANCE LEVEL**



| Mattacheese Middle School              |                   |               |                                   |    |    |    |      |
|--|-------------------|---------------|-----------------------------------|----|----|----|------|
| Grade Level 8 - Science and Technology |                   |               |                                   |    |    |    |      |
| Student Group                          | Students Included | AYP Particip. | % of Students at each Perf. Level |    |    |    | CPI  |
|  | #                 | %             | A                                 | P  | NI | W  |      |
| <b>All Students</b>                    |                   |               |                                   |    |    |    |      |
| 2008                                   | 186               | 99            | 1                                 | 38 | 47 | 14 | 71.6 |
| 2007                                   | 211               | 100           | 1                                 | 35 | 43 | 21 | 67.5 |
| <b>State Figures</b>                   |                   |               |                                   |    |    |    |      |
| 2008                                   | 73203             | 99            | 3                                 | 36 | 39 | 22 | 69.1 |
| 2007                                   | 74257             | 99            | 3                                 | 30 | 44 | 24 | 65.9 |
| <b>AYP Subgroups</b>                   |                   |               |                                   |    |    |    |      |
| Stud. w/Disabilities                   | 30                | 100           | 0                                 | 7  | 57 | 37 | 46.7 |
| LEP/FLEP                               | 7                 | -             | -                                 | -  | -  | -  | -    |
| Low-Income                             | 67                | 99            | 0                                 | 31 | 54 | 15 | 68.3 |
| White                                  | 147               | 100           | 1                                 | 39 | 46 | 14 | 71.9 |
| <b>Other Subgroups</b>                 |                   |               |                                   |    |    |    |      |
| Male                                   | 101               | 99            | 2                                 | 41 | 45 | 13 | 73.0 |
| Female                                 | 85                | 100           | 0                                 | 35 | 49 | 15 | 70.0 |

**GRADE LEVEL 8 - SCIENCE AND TECHNOLOGY/ENGINEERING  
PERCENTAGE OF STUDENTS BY PERFORMANCE LEVEL**

